

ANGLIA EDGER[®]

\NATURAL CHISLED FINISH AND TAPERED ENDS ACCENTUATE THE NATURAL TEXTURE AND FLEXIBILITY OF THE CURB UNIT



BELGARD
PAVES THE WAY[™]





ANGLIA EDGER®

NATURAL CHISLED FINISH AND
TAPERED ENDS ACCENTUATE
THE NATURAL TEXTURE AND
FLEXIBILITY OF THE CURB UNIT

☑ FEATURES & BENEFITS

- Tapered ends create either curves or straight installation
- 8" height simulates natural stone curbing
- Three different lengths offer a random look and flexible installation
- Large scale pieces create efficient installation

📦 SHAPES & SIZES

SMALL RECTANGLE



8 1/8 x 5 1/4 x 8

MEDIUM RECTANGLE



10 1/2 x 5 1/4 x 8

LARGE RECTANGLE



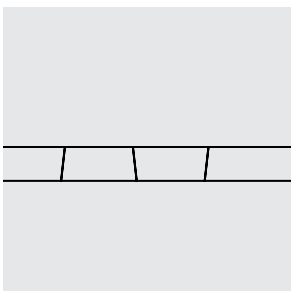
15 5/8 x 5 1/4 x 8

X LARGE RECTANGLE

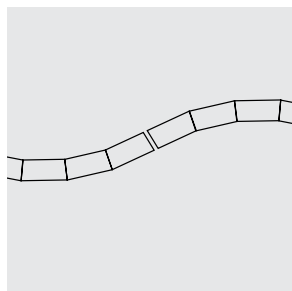


18 x 5 1/4 x 8

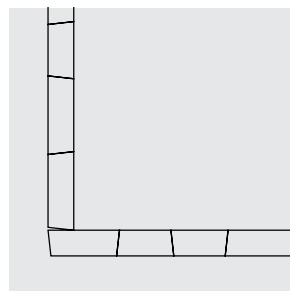
🏠 LAYING PATTERNS



STRAIGHT



CONCAVE



90° CORNER

Visit [Beldgard.com/Patterns](http://Belgard.com/Patterns) for more options.

BELGARD® PAVES
THE WAY™

For more info, visit Beldgard.com

Oldcastle APG - A CRH Company
400 Perimeter Center Terrace, Ste 1000
Atlanta, GA 30346
☎ (678) 461-2838



© 2019 Oldcastle® APG, Inc. All Rights Reserved. BEL19-094